







Overall {Under14} Team classification Team results

Country	Name	Slalom	Tricks	Jump	
1  Australia		2887.76	2327.74	2810.28	8025.78
	DOWDING Archie	630.63	310.84	454.55	
	FLETCHER Ellouise*	*938.78	*566.29	610.26	
	APPLETON Selina*	*948.98	*1000.00	*1000.00	
	THROWER Ellie*	*1000.00	487.64	523.08	
	REEVES Tai*	918.92	*761.45	*1000.00	
	WRIGHT Dvlan*	909.91	520.48	*810.28	
2  New Zealand		2690.75	2491.57	2478.36	7660.68
	TORESEN Suzv*	*897.96	426.97	*948.72	
	MCKENZIE Samuel*	*792.79	*1000.00	683.79	
	RUNCIMAN Joshua*	*1000.00	*626.51	*774.70	
	HILL Cameron*	504.50	349.40	*754.94	
	WALLIS Katrina	785.71	350.56	548.72	
	MILLWARD Carter*	702.70	*865.06	636.36	



Overall {Under17} Team classification Team results

Country	Name	Slalom	Tricks	Jump	
1  Australia		2973.33	2696.04	2767.24	8436.61
	BICKERTON Havden	633.33	461.39	762.93	
	SWEENEY Jada*	*973.33	*696.04	643.60	
	SMITH Brvce*	*1000.00	627.41	*767.24	
	APPLETON Kristv*	*1000.00	*1000.00	*1000.00	
	SADDINGTON Jacob*	855.56	*1000.00	*1000.00	
	MITCHELL Fvn	855.56	378.38		
2  New Zealand		2744.45	2173.74	2625.00	7543.19
	HILL Harriet	426.67	264.39	501.73	
	BAINBRIDGE Sam*	*966.67	*942.08	*857.76	
	BAINBRIDGE Zak*	*866.67	521.24	*797.41	
	RUNCIMAN Luke*	*911.11	*550.19	*969.83	
	HANCOCK Isabella	853.33	260.79		
	HAGAN Blake*	622.22	*681.47	581.90	

Overall {Under21} Team classification Team results

Country	Name	Slalom	Tricks	Jump	
1  Australia		3000.00	2750.00	2665.58	8415.58
	BUTLIN Lara*	*1000.00	*1000.00	494.38	
	O'TOOLE Joel*	805.83	*750.00	760.66	
	SADDINGTON Corev*	728.16	229.17	*881.97	
	COSGRIFF Ben*	893.20	234.07	*1000.00	
	CORNALE Lucas*	*1000.00	*1000.00	*783.61	
	BENNETT Milla*	*1000.00	718.00	775.28	
2  New Zealand		2421.82	2275.14	1931.15	6628.11
	HANNA Javden*	*786.41	122.55		
	MCKENZIE Hunter*	*766.99	*544.12	*721.31	
	JANSEN Jett*	495.15	221.81	*209.84	
	WILLIAMS Courtnev*	*868.42	*997.83	*1000.00	
	MCKENZIE Ethan	747.57	246.32		
	WAINWRIGHT Madison*	710.53	*733.19		

Overall {Overall} Team classification Team results

Country	Name	Slalom	Tricks	Jump	
1  Australia		8861.09	7773.78	8243.10	24877.97
	DOWDING Archie	630.63	310.84	454.55	
	FLETCHER Ellouise*	*938.78	*566.29	610.26	
	APPLETON Selina*	*948.98	*1000.00	*1000.00	
	THROWER Ellie*	*1000.00	487.64	523.08	
	REEVES Tai*	918.92	*761.45	*1000.00	
	WRIGHT Dvlan*	909.91	520.48	*810.28	
	BICKERTON Havden	633.33	461.39	762.93	
	SWEENEY Jada*	*973.33	*696.04	643.60	
	SMITH Bryce*	*1000.00	627.41	*767.24	
	APPLETON Kristy*	*1000.00	*1000.00	*1000.00	
	SADDINGTON Jacob*	855.56	*1000.00	*1000.00	
	MITCHELL Fvn	855.56	378.38		
	BUTLIN Lara*	*1000.00	*1000.00	494.38	
	O'TOOLE Joel*	805.83	*750.00	760.66	
	SADDINGTON Corev*	728.16	229.17	*881.97	
	COSGRIFF Ben*	893.20	234.07	*1000.00	
	CORNALE Lucas*	*1000.00	*1000.00	*783.61	
	BENNETT Milla*	*1000.00	718.00	775.28	
2  New Zealand		7857.02	6940.45	7034.51	21831.98
	TORESEN Suzv*	*897.96	426.97	*948.72	
	MCKENZIE Samuel*	*792.79	*1000.00	683.79	
	RUNCIMAN Joshua*	*1000.00	*626.51	*774.70	
	HILL Cameron*	504.50	349.40	*754.94	
	WALLIS Katrina	785.71	350.56	548.72	
	MILLWARD Carter*	702.70	*865.06	636.36	
	HILL Harriet	426.67	264.39	501.73	
	BAINBRIDGE Sam*	*966.67	*942.08	*857.76	
	BAINBRIDGE Zak*	*866.67	521.24	*797.41	
	RUNCIMAN Luke*	*911.11	*550.19	*969.83	
	HANCOCK Isabella	853.33	260.79		
	HAGAN Blake*	622.22	*681.47	581.90	
	HANNA Javden*	*786.41	122.55		
	MCKENZIE Hunter*	*766.99	*544.12	*721.31	
	JANSEN Jett*	495.15	221.81	*209.84	
	WILLIAMS Courtney*	*868.42	*997.83	*1000.00	
	MCKENZIE Ethan	747.57	246.32		
	WAINWRIGHT Madison*	710.53	*733.19		

Chief Judge
WAINWRIGHT SarahHomologator
BAKKER RonScorer
BAKKER Sharon