




Under 10 Girls Slalom Results

Homologation: Ranking List

	Name	Country	Categ.	Round 1	Round 2	Pts
1	Wood Samantha	NZL 	U10 F	3.50/25/18.25	3.00/37/23.00	30.50







Under 10 Boys Slalom Results

Homologation: Ranking List

	Name	Country	Categ.	Round 1	Round 2	Pts
1	Gorman Frederick	*NZL 	U10 M	1.50/40/23.00	5.00/25/18.25	36.50
2	Gorman Louis	*NZL 	U10 M	5.00/25/18.25	2.00/37/23.00	31.00




Under 14 Girls Slalom Results

Homologation: Ranking List

	Name	Country	Categ.	Round 1	Round 2	Pts
1	Wallis Katrina	*NZL 	U14 F	2.50/52	4.00/52	126.50
2	Turnbull Breanna	*NZL 	U14 F	4.00/49	2.50/52	120.50
3	Wallis Genevieve	*NZL 	U14 F	1.00/49	3.00/46	106.00
4	Turnbull Maddison	*NZL 	U14 F	3.00/43	1.00/46	94.00
5	Ainsworth Margo	*NZL 	U14 F	3.50/37	2.00/40	71.50
6	Clyne Stella	*NZL 	U14 F	2.00/49		56.00



Under 14 Boys Slalom Results

Homologation: Ranking List

	Name	Country	Categ.	Round 1	Round 2	Pts
1	Bainbridge Zak	*NZL 	U14 M	2.00/55/13.00	3.00/55/13.00	173.00
2	Jansen Jett	*NZL 	U14 M	0.50/55/18.25	3.00/55/18.25	135.50
3	Jansen Quinn	*NZL 	U14 M	0.00/37	0.00/55/14.25	108.00


Under 17 Girls Slalom Results

Homologation: Ranking List

	Name	Country	Categ.	Round 1	Round 2	Pts
1	Brown Alexandra	*NZL 	U17 F	1.00/55/13.00	3.00/55/13.00	172.00
2	Hill Harriet	*NZL 	U17 F	2.25/49		56.25


Under 17 Boys Slalom Results

Homologation: Ranking List

	Name	Country	Categ.	Round 1	Round 2	Pts
1	Bainbridge Sam	*NZL 	U17 M	2.00/58/13.00	5.00/58/13.00	187.00

Under 21 Men Slalom Results




Homologation: Ranking List

	Name	Country	Categ.	Round 1	Round 2	Pts
1	Gibson Will	*NZL 	U21 M	1.50/58/13.00		91.50

Open Men Slalom Results


Homologation: Ranking List

	Name	Country	Categ.	Round 1	Round 2	Pts
--	------	---------	--------	---------	---------	-----

	Name	Country	Categ.	Round 1	Round 2	Pts
1	Donaldson George	*NZL 	Ope M	1.00/58/12.00	3.00/58/12.00	196.00
2	Bainbridge Sam	*NZL 	Ope M	3.00/58/13.00	5.00/58/14.25	182.00
3	Donaldson Hugh	*NZL 	Ope M	4.00/58/13.00		94.00


Over 21 Men Slalom Results

Homologation: Ranking List

	Name	Country	Categ.	Round 1	Round 2	Pts
1	Meredith Leo	*NZL 	O21 M	0.00/46	0.50/55/18.25	114.50



Over 35 Men Slalom Results

Homologation: Ranking List

	Name	Country	Categ.	Round 1	Round 2	Pts
1	Hill Shane	*NZL 	O35 M	2.00/46	2.00/46	100.00


Over 45 Men Slalom Results

Homologation: Ranking List

	Name	Country	Categ.	Round 1	Round 2	Pts
1	Brown Chris	*NZL 	O45 M	3.00/55/12.00	3.00/55/12.00	186.00
2	Bainbridge Mark	*NZL 	O45 M	3.00/55/13.00	5.00/55/13.00	176.00



Over 55 Women Slalom Results

Homologation: Ranking List

	Name	Country	Categ.	Round 1	Round 2	Pts
1	King Rachel	*NZL 	O55 F	4.00/49		58.00



Over 55 Men Slalom Results

Homologation: Ranking List

	Name	Country	Categ.	Round 1	Round 2	Pts
1	James Andrew	*NZL 	O55 M	1.00/55/12.00	3.50/55/13.00	178.50
2	Donaldson Neil	*NZL 	O55 M	4.00/49	4.00/49	116.00


Over 65 Men Slalom Results

Homologation: Ranking List

	Name	Country	Categ.	Round 1	Round 2	Pts
1	Green Gavin	*NZL 	O65 M	2.00/52/11.25	4.00/52/12.00	180.00
2	Murray Bryan	*NZL 	O65 M	4.00/46	3.00/49	109.00



Under 10 Boys Tricks Results



Homologation: Ranking List

	Name	Country	Categ.	Round 1	Round 2	Pts
1	Gorman Frederick	*NZL 	U10 M	40	100	140

Under 14 Girls Tricks Results




Homologation: Ranking List

	Name	Country	Categ.	Round 1	Round 2	Pts
1	Wallis Katrina	*NZL 	U14 F	1000	660	1660
2	Wallis Genevieve	*NZL 	U14 F	580	680	1260

	Name	Country	Categ.	Round 1	Round 2	Pts
3	Ainsworth Margo	*NZL 	U14 F	460	380	840
4	Clyne Stella	*NZL 	U14 F	380	290	670



Under 14 Boys Tricks Results

Homologation: Ranking List

	Name	Country	Categ.	Round 1	Round 2	Pts
1	Jansen Jett	*NZL 	U14 M	1670	1520	3190
2	Jansen Quinn	*NZL 	U14 M	1610	1460	3070
3	Bainbridge Zak	*NZL 	U14 M	980	1810	2790


Under 17 Girls Tricks Results

Homologation: Ranking List

	Name	Country	Categ.	Round 1	Round 2	Pts
1	Brown Alexandra	*NZL 	U17 F	1700		1700
2	Hill Harriet	*NZL 	U17 F	580		580


Under 17 Boys Tricks Results

Homologation: Ranking List

	Name	Country	Categ.	Round 1	Round 2	Pts
1	Bainbridge Sam	*NZL 	U17 M	1960	2850	4810


Open Men Tricks Results

Homologation: Ranking List

	Name	Country	Categ.	Round 1	Round 2	Pts
1	Donaldson George	*NZL 	Ope M	1570	3910	5480



Over 55 Men Tricks Results

Homologation: Ranking List

	Name	Country	Categ.	Round 1	Round 2	Pts
1	Donaldson Neil	*NZL 	O55 M	610	500	1110


Over 65 Men Tricks Results

Homologation: Ranking List

	Name	Country	Categ.	Round 1	Round 2	Pts
1	Green Gavin	*NZL 	O65 M	1130	1710	2840
2	Murray Bryan	*NZL 	O65 M	300	480	780



Over 55 Women Tricks Results



Homologation: Ranking List

	Name	Country	Categ.	Round 1	Round 2	Pts
1	King Rachel	*NZL 	O55 F	560	540	1100

Under 14 Girls Jump Results




Homologation: Ranking List

	Name	Country	Categ.	Round 1	Round 2	Pts
1	Wallis Katrina	*NZL 	U14 F	11.2m	10.0m	21.2
2	Ainsworth Margo	*NZL 	U14 F	9.0m	9.5m	18.5

	Name	Country	Categ.	Round 1	Round 2	Pts
3	Clyne Stella	*NZL 	U14 F	9.0m	9.0m	18.0
4	Wallis Genevieve	*NZL 	U14 F	0.00m	9.8m	9.8



Under 14 Boys Jump Results

Homologation: Ranking List

	Name	Country	Categ.	Round 1	Round 2	Pts
1	Jansen Quinn	*NZL 	U14 M	24.6m	24.3m	48.9
2	Jansen Jett	*NZL 	U14 M	22.4m	22.6m	45.0
3	Bainbridge Zak	*NZL 	U14 M	17.3m	19.5m	36.8


Under 17 Girls Jump Results

Homologation: Ranking List

	Name	Country	Categ.	Round 1	Round 2	Pts
1	Brown Alexandra	*NZL 	U17 F	24.4m	31.1m	55.5
2	Hill Harriet	*NZL 	U17 F	18.3m	19.0m	37.3


Under 17 Boys Jump Results

Homologation: Ranking List

	Name	Country	Categ.	Round 1	Round 2	Pts
1	Bainbridge Sam	*NZL 	U17 M	26.5m	28.7m	55.2



Open Women Jump Results

Homologation: Ranking List

	Name	Country	Categ.	Round 1	Round 2	Pts
1	Brown Alexandra	*NZL 	Ope F	27.9m	31.9m	59.8


Open Men Jump Results

Homologation: Ranking List

	Name	Country	Categ.	Round 1	Round 2	Pts
1	Donaldson George	*NZL 	Ope M	41.3m	46.9m	88.2
2	Donaldson Hugh	*NZL 	Ope M	49.2m		49.2


Over 35 Men Jump Results

Homologation: Ranking List

	Name	Country	Categ.	Round 1	Round 2	Pts
1	Hill Shane	*NZL 	O35 M	0.00m	0.00m	0.0


Over 45 Men Jump Results

Homologation: Ranking List

	Name	Country	Categ.	Round 1	Round 2	Pts
1	Bainbridge Mark	*NZL 	O45 M	20.2m		20.2

Over 65 Men Jump Results

Homologation: Ranking List

	Name	Country	Categ.	Round 1	Round 2	Pts
1	Green Gavin	*NZL 	O65 M	23.6m	26.6m	50.2

Chief Judge

Homologator

Scorer