











Rookie M Wakeboard Results

Homologation: 1 Star (Club/Nat)

| | Name | Country | Categ. | Qualifications | Final |
|---|---------------|--|--------|----------------|-------|
| 1 | Buckley Ryder | *AUS  | Roo M | 50.00 | 46.56 |
| 2 | Rogers Mason | *AUS  | Roo M | 48.55 | 41.89 |
| 3 | Jacobs Ryder | *AUS  | Roo M | 46.00 | 38.78 |



Rookie F Wakeboard Results

Homologation: 1 Star (Club/Nat)

| | Name | Country | Categ. | Qualifications | LCQ | Final |
|---|---------------------|--|--------|----------------|-------|-------|
| 1 | Morris Marley | *AUS  | Roo F | 36.55 | | 43.78 |
| 2 | Paues Charli | *AUS  | Roo F | 37.67 | | 41.22 |
| 3 | Alsop Emma | *AUS  | Roo F | 35.34 | | 38.67 |
| 4 | Buckley Ella | *AUS  | Roo F | 31.78 | | 36.11 |
| 5 | Collaton Lillybelle | *AUS  | Roo F | 33.11 | 35.78 | 33.22 |
| 6 | Morris Sadie | *AUS  | Roo F | 25.00 | 27.89 | 30.56 |
| 7 | Worbey Jemma | *AUS  | Roo F | 23.33 | 26.67 | |





Straight M Wakeboard Results

Homologation: 1 Star (Club/Nat)

| | Name | Country | Categ. | Qualifications | Final |
|---|--------------|--|--------|----------------|-------|
| 1 | Wade Max | *AUS  | Str M | 63.67 | 49.22 |
| 2 | Worbey James | *AUS  | Str M | 44.00 | 39.22 |







Straight F Wakeboard Results

Homologation: 1 Star (Club/Nat)

| | Name | Country | Categ. | Qualifications | Final |
|---|----------------|--|--------|----------------|-------|
| 1 | Siebert Chloe | *AUS  | Str F | 55.55 | 42.11 |
| 2 | Alsop Abbie | *AUS  | Str F | 27.11 | 37.00 |
| 3 | Thomson Molly | *AUS  | Str F | 33.12 | 35.56 |
| 4 | Walker Caitlin | *AUS  | Str F | 26.33 | 30.78 |




Inverter M Wakeboard Results

Homologation: 1 Star (Club/Nat)

| | Name | Country | Categ. | Qualifications | Final |
|---|----------------|--|--------|----------------|-------|
| 1 | Paues Chase | *AUS  | Inv M | 49.33 | 47.67 |
| 2 | Inglis Elliott | *AUS  | Inv M | 48.45 | 44.33 |
| 3 | Siebert Samuel | *AUS  | Inv M | 47.67 | 43.33 |
| 4 | Morris Matt | *AUS  | Inv M | 50.67 | 41.67 |
| 5 | Durand Jack | *AUS  | Inv M | 37.34 | 40.67 |
| 6 | Collaton Jett | *AUS  | Inv M | 25.33 | 20.44 |






Inverter F Wakeboard Results

Homologation: 1 Star (Club/Nat)

| | Name | Country | Categ. | Qualifications | Final |
|---|------------------|--|--------|----------------|-------|
| 1 | Schwarz Zali | *AUS  | Inv F | 45.33 | 41.89 |
| 2 | Jeffreys Clodagh | *AUS  | Inv F | 48.56 | 41.78 |
| 3 | Norman Montana | *AUS  | Inv F | 44.00 | 33.11 |




Classic Wakeboard Results

Homologation: 1 Star (Club/Nat)

| | Name | Country | Categ. | Qualifications | Final |
|---|------------------|--|--------|----------------|-------|
| 1 | Worbey Daryl | *AUS  | Cla M | 38.89 | 33.78 |
| 2 | Lambert Daniella | *AUS  | Cla F | 40.56 | 32.33 |
| 3 | Jeffreys Thomas | *AUS  | Cla M | 31.22 | 32.00 |
| 4 | Williams Mark | *AUS  | Cla M | 37.67 | 30.67 |
| 5 | Watson Penelope | *AUS  | Cla F | 23.67 | 20.56 |





Advanced Wakeboard Results

Homologation: 1 Star (Club/Nat)

| | Name | Country | Categ. | Qualifications | Final |
|---|------------------|--|--------|----------------|-------|
| 1 | Borroughs Oliver | *AUS  | Adv M | 69.11 | 58.56 |
| 2 | Steadman Luke | *AUS  | Adv M | 61.78 | 36.22 |
| 3 | Paues Cooper | *AUS  | Adv M | 47.67 | 34.00 |

Open Wakeboard Results

Homologation: 1 Star (Club/Nat)

| | Name | Country | Categ. | Qualifications | Final |
|---|------------------|--|--------|----------------|-------|
| 1 | Scaffidi Luke | *AUS  | Ope M | 71.11 | 58.45 |
| 2 | Matson Luke | *AUS  | Ope M | 54.89 | 52.78 |
| 3 | Armstrong Cooper | *AUS  | Ope M | 63.89 | 50.89 |
| 4 | Scaffidi Charlie | *AUS  | Ope M | 61.89 | 46.00 |

Chief Judge
Armstrong Corey

Homologator

Scorer
Worbey Sarah