







**Overall Under 14 Team classification Team results**

|   | Country   | Slalom  | Tricks  | Jump    | Overall |
|---|---|---------|---------|---------|---------|
| 1 |  New Zealand | 2990.10 | 2731.48 | 2846.72 | 8568.30 |
| 2 |  Australia   | 2633.24 | 2581.24 | 2499.61 | 7714.09 |



**Overall Under 17 Team classification Team results**

|   | Country   | Slalom  | Tricks  | Jump    | Overall |
|---|---|---------|---------|---------|---------|
| 1 |  Australia   | 2973.86 | 2993.98 | 2965.37 | 8933.21 |
| 2 |  New Zealand | 2100.92 | 1146.61 | 2082.91 | 5330.44 |

**Overall Under 21 Team classification Team results**

|   | Country   | Slalom  | Tricks  | Jump    | Overall |
|---|---|---------|---------|---------|---------|
| 1 |  Australia   | 3000.00 | 2882.00 | 2959.46 | 8841.46 |
| 2 |  New Zealand | 2784.09 | 2554.00 | 2661.30 | 7999.39 |

**Overall Under 14, Under 17, Under 21 Team classification Team results**

|   | Country   | Slalom  | Tricks  | Jump    | Overall  |
|---|---|---------|---------|---------|----------|
| 1 |  Australia   | 8607.10 | 8457.22 | 8424.44 | 25488.76 |
| 2 |  New Zealand | 7875.11 | 6432.09 | 7590.93 | 21898.13 |

Chief Judge

Homologator

Scorer